



5931 Campus Circle Drive West
Irving, Texas 75063
Phone: (972) 751-9400
Email: pack.expo@packexposervices.com
www.packexpo.com



October 23-26, 2022
McCormick Place
Chicago, Illinois USA

Plumbing Information

Discount Deadline:
September 7, 2022

1 General Information

Determine how many pieces of equipment will need to be connected to either Air, Water, Drain or Natural Gas.

Outlet pricing includes the initial floor or overhead outlet, up to 100 feet of 1/4" to 1" standard hose, and the needed CFMs. Floorwork, Tear Out and Final Connection labor are also included, as long as a detailed floor plan is submitted and connection time is confirmed by October 3, 2022. **Package pricing is based on ST labor for install/dismantle/hookup.**

Air and Water are set up for **two secondary services** within 15 feet of original service. Floor option only. Further than 15 feet away, or more than two additional locations, you must order another primary drop.

All services ordered need to also order a hookup connection which includes the needed CFMs, labor to connect/remove all fittings and miscellaneous material for standard connections using nominal AM Std fittings for air, water, drain and natural gas. We do not supply Metric fittings for connections.

All connections from service to equipment will be performed by PACK EXPO Services (PES) personnel only.

Inline booths and Peninsula booths will have service brought to center back at curtain line if no floor plan is submitted with order. Airline sizes must be confirmed when ordering.

Island booths requesting service need to submit a detailed floor plan with order showing where services need to be installed. Without a floor plan, services could be delayed and additional costs incurred.

Due to configuration of halls, condor or lift may be needed to bring utilities to an exhibitor booth. This will be charged onsite if required.

After initial services are installed, any changes to installation will be on a new labor ticket and materials order.

PES is not responsible for moisture, oil, water, drop or increase in pressure in lines to equipment.

Exhibitors should provide their own filters, dryers or other equipment as needed.

No compressors are allowed on the show floor other than those supplied by PES.

PES reserves the right to size air services by supplied CFM's required for each outlet:

1/4" Line = 1 - 25 CFM @ 90 PSI

1/2" Line = 26 - 60 CFM @ 90 PSI

3/4" Line = 61 - 115 CFM @ 90 PSI

1" Line = 116 - 150 CFM @ 90 PSI

You must specify line size used per outlet when placing your order.

Minimum line size for water and/or drain service is 1/2" nominal.

All air services shut down one (1) hour after show close.

PES is not responsible for discoloration, taste, sediment or drop in water pressure.

Pricing Excludes: Ramping which is time and material cost, any applicable fees or taxes, any above and beyond the normal requests for hardware, specific brand products, pressure regulator valve installations, and/or major equipment/machinery retro fitting and assembly. **Any and all work requested to be done on OT or DT, or any floor or booth work outside of the package scope of work, will be done at the published hourly labor rates and thus noted on change order or supplemental work tickets which will be signed by the exhibitor(s) as the work is performed and completed.**

***** A floorplan is required for all airlines and water/drain outlets. The floorplan needs to show what booths are on each side of exhibitor booth, and indicate where each airline or outlet type is needing to be installed. The quantity of each outlet type ordered needs to match the floorplan. A correct floorplan needs to be submitted by 10/3/22 or a \$500 fee will be added to your billing. Floorplan revisions after 10/3/22 will also be considered late, and will be charged the \$500 late floorplan fee *****

Please refer to the Exhibitor Rights and Labor section for more information.

2 Plumbing Airline Sizes

1/4" Line = 1 - 25 CFM.



1/2" Line = 26 - 70 CFM.



3/4" Line = 71 - 115 CFM



1" Line = 115 - over CFM



Things to consider when selecting air line sizes:

- Base air line size needs off of your CFM requirements.
- To avoid possible safety/tripping hazards, if you order a line larger than 1/4", you may need to order carpet padding for under carpet lines; or consider overhead drops instead. Contact your Customer Account Manager for more information.

The available sources for plumbing service in each building location are as follows (see Floor Plan on page 8/8):

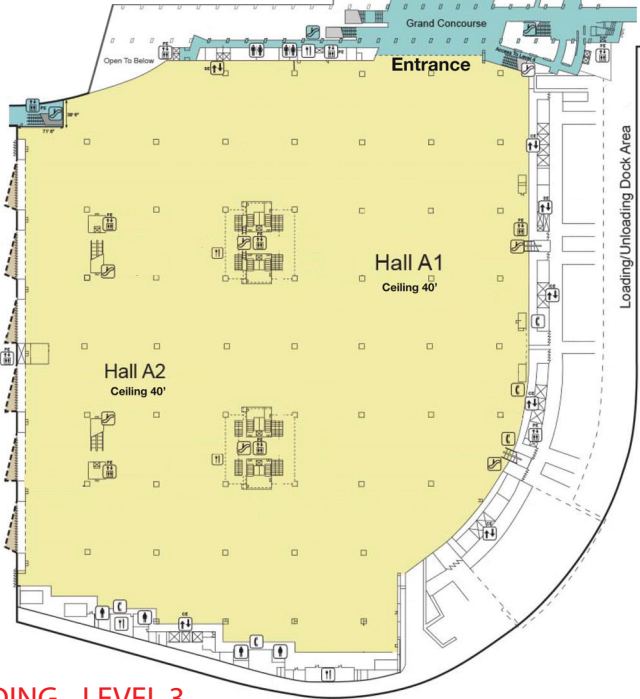
Building	Hall	Floor	Overhead
South	A1, A2	X	N/A
North	B1	X	N/A
North	B2	N/A	X
Lakeside Upper	D1	X	N/A
Lakeside Upper	D2	X	N/A
Lakeside Lower	E	X	X
West	F1	X	N/A
West	F2	X	N/A

If you need clarification on which hall your booth is in, please contact PACK EXPO Services.

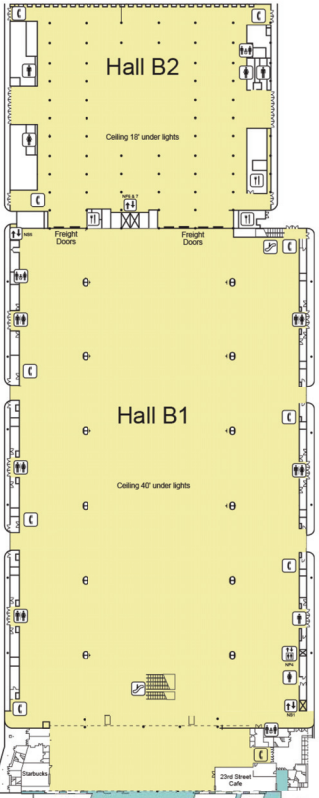
NORTH BUILDING - LEVEL 3



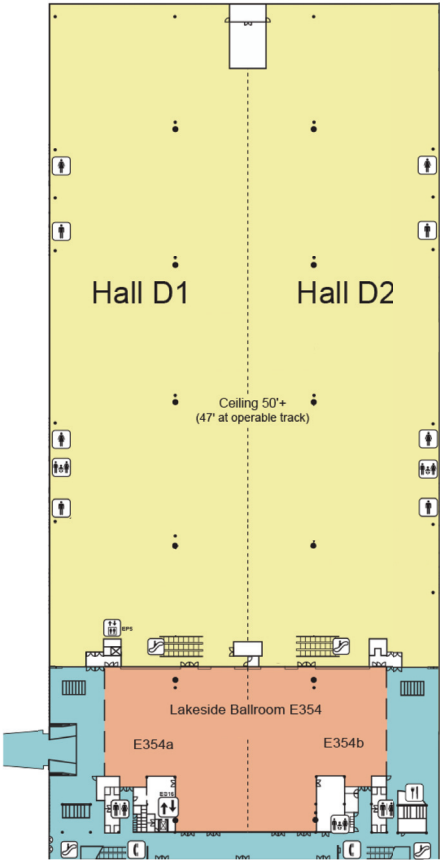
WEST BUILDING - LEVEL 3



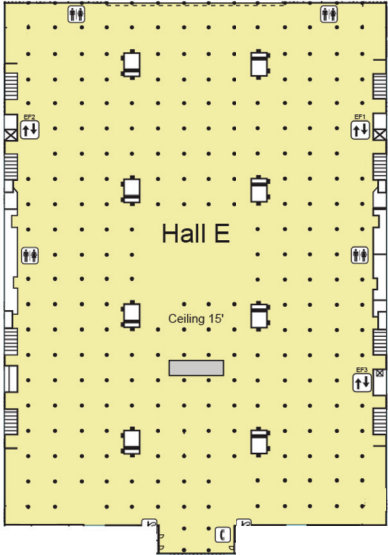
SOUTH BUILDING - LEVEL 3



UPPER LAKESIDE CENTER - LEVEL 3



LOWER LAKESIDE CENTER - LEVEL 2





5931 Campus Circle Drive West
Irving, Texas 75063
Phone: (972) 751-9400
Email: pack.expo@packexposervices.com
www.packexpo.com

Each outlet ordered requires a hookup labor charge. Please include this item when submitting your order.

Plumbing Service

**Discount Deadline:
September 7, 2022**

***Each outlet ordered requires a hookup labor charge. Please include this item when submitting your order.**

Pricing Includes: (a) Initial (1st) Floor or Overhead service outlet, (b) 100 feet of 1/4 inch to 1 inch standard hose (Air, Water, Drain, and Gas), (c) Scissor or condor lift to bring in service from overhead, (d) labor for initial location as determined by floor plan submitted, and (e) needed CFM's.

For pricing exclusions, see Plumbing Information on page 1/8.

Estimated* Date and Start Time for Hookup Labor: _____

***All Hookup Labor is on a Will Call basis. Check in at an Exhibitor Service Desk 24-hours prior to verify Hookup time.**

****Please see page 2/8 for whether Floor or Overhead Service is available in your hall.**

		Qty	Advanced Rate per Unit	Standard Rate per Unit	Total
1 Floor Compressed Air Service Only two secondary lines per primary line allowed. (90-100 PSI)	1/4"-1/2" Primary Air Outlet (1-60 CFM)	X	\$ 844.15	\$1,205.90	=
	3/4"-1" Primary Air Outlet (61-150 CFM)	X	\$ 970.75	\$1,386.80	=
	1/4"-1/2" Secondary Air Outlets (w/in 15' of Primary Air Out.)	X	\$ 422.10	\$ 603.00	=
	3/4"-1" Secondary Air Outlets (w/in 15' of Primary Air Out.)	X	\$ 485.40	\$ 693.45	=
	*Floor Outlet Hookup Labor (incl. Tear Out)	X	N/A	\$ 503.60	=
	Standard connection is a 1/4" AMFLO C-1 quick disconnect. NOTE: Our Plumbing Department will not be responsible for moisture or water in air lines. Exhibitors should supply their own filter or other equipment to handle moisture or water.				
2 Overhead Compressed Air Service NOTE: No secondary lines can be run from Overhead Service.	1/4"-1/2" Primary Air Outlet (1-60 CFM)	X	\$ 960.10	\$1,371.55	=
	3/4"-1" Primary Air Outlet (61-150 CFM)	X	\$1,104.10	\$1,577.30	=
	*Overhead Outlet Hookup Labor (incl. Tear Out)	X	N/A	\$ 572.70	=
	Standard connection is a 1/4" AMFLO C-1 quick disconnect. NOTE: Our Plumbing Department will not be responsible for moisture or water in air lines. Exhibitors should supply their own filter or other equipment to handle moisture or water.				

Please indicate the following for each outlet ordered:

Floor / Overhead	Primary / Secondary	CFM's Required	Line Size Required

Cancellation Policy: Cancellations received before Monday 10/3/22 will be refunded at 100%. Cancellations received after 10/16/22 will be billed at 100%. Please refer to the Terms and Conditions for additional information.

ADDITIONAL INFORMATION

An air and water floor plan must be provided with this order.
See page 7/8.

____ Attached
____ To Follow *(Must be received by Disc. Deadline for Advance Rate)*
____ Standard Location

CALCULATING YOUR TOTAL

Service Subtotal _____
Outlet Labor Hookup Fees Subtotal _____
(Transfer Subtotals to page 6/8.)

Exhibiting Company: _____

Print Name: _____

Authorizer's Signature: _____

Booth Number: _____

Date: _____



5931 Campus Circle Drive West
Irving, Texas 75063
Phone: (972) 751-9400
Email: pack.expo@packexposervices.co
www.packexpo.com

Each outlet ordered requires a hookup labor charge. Please include this item when submitting your order.

Plumbing Service

**Discount Deadline:
September 7, 2022**

***Each outlet ordered requires a hookup labor charge. Please include this item when submitting your order.**

Pricing Includes: (a) Initial (1st) Floor or Overhead service outlet, (b) 100 feet of 1/4 inch to 1 inch standard hose (Air, Water, Drain, and Gas), (c) Scissor or condor lift to bring in service from overhead, (d) labor for initial location as determined by floor plan submitted, and (e) needed CFM's.

For pricing exclusions, see Plumbing Information on page 1/8.

Estimated* Date and Start Time for Hookup Labor: _____

***All Hookup Labor is on a Will Call basis. Check in at an Exhibitor Service Desk 24-hours prior to verify Hookup time.**

		Qty	Advanced Rate per Unit	Standard Rate per Unit	Total
3 Water Service	Primary Water Outlet	X	\$ 844.15	\$1,205.90	=
	Secondary Water Outlet (within 15' of Primary Water Outlet)	X	\$ 422.10	\$ 603.00	=
	*Outlet Hookup Labor (incl. Tear Out)	X	N/A	\$ 503.60	=
4 Drain Service	Drain Outlet	X	\$ 844.15	\$1,205.90	=
	*Outlet Hookup Labor (incl. Tear Out)	X	N/A	\$ 503.60	=
5 Fill and Drain Service	0 - 50 Gallons	X	\$ 154.50	\$ 220.65	=
	51 - 200 Gallons	X	\$ 605.70	\$ 831.35	=
	201 - 400 Gallons	X	\$ 859.05	\$1,227.20	=
	Each Additional 100 Gallons (after 400 Gallons)	X	\$ 60.25	\$ 86.05	=
	Fill and drain pricing does not include labor. There is a minimum of 1 hour labor for fill and 1 hour labor for drains. Additional labor and material charges may be incurred if equipment leaks and/or damages other property.				

Ramps over utility lines in a booth are provided on a time and material basis. A minimum of one half (1/2) hour additional labor charge will apply to lay lines under the carpet. A minimum of one half (1/2) hour labor will apply to remove lines. Please attach floor plan with order to show location of lines.

Cancellation Policy: Cancellations received before Monday 10/3/22 will be refunded at 100%. Cancellations received after 10/16/22 will be billed at 100%. Please refer to the Terms and Conditions for additional information.

ADDITIONAL INFORMATION

An air and water floor plan must be provided with this order.
See page 7/8.

____ Attached
____ To Follow *(Must be received by Disc. Deadline for Advance Rate)*
____ Standard Location

CALCULATING YOUR TOTAL

Service Subtotal _____
Outlet Labor Hookup Fees Subtotal _____
(Transfer Subtotals to page 6/8.)

Exhibiting Company: _____

Booth Number: _____

Print Name: _____

Date: _____

Authorizer's Signature: _____



5931 Campus Circle Drive West
Irving, Texas 75063
Phone: (972) 751-9400
Email: pack.expo@packexposervices.com
www.packexpo.com

Each outlet ordered requires a hookup labor charge. Please include this item when submitting your order.

Plumbing Service

**Discount Deadline:
September 7, 2022**

***Each outlet ordered requires a hookup labor charge. Please include this item when submitting your order.**

Pricing Includes: (a) Initial (1st) Floor or Overhead service outlet, (b) 100 feet of 1/4 inch to 1 inch standard hose (Air, Water, Drain, and Gas), (c) Scissor or condor lift to bring in service from overhead, (d) labor for initial location as determined by floor plan submitted, and (e) needed CFM's.

For pricing exclusions, see Plumbing Information on page 1/8.

Estimated* Date and Start Time for Hookup Labor: _____

***All Hookup Labor is on a Will Call basis. Check in at an Exhibitor Service Desk 24-hours prior to verify Hookup time.**

		Qty	Advanced Rate per Unit	Standard Rate per Unit	Total
6 Natural Gas Service	Natural Gas Line	X	\$ 822.50	\$1,175.00	=
	*Primary Outlet Hookup Labor (incl. Tear Out)	X	N/A	\$ 503.60	=

7 Gases and Misc. Equipment	Rental tax of 9% applies to equipment and material - Purchase tax of 10.25% applies to Gas Type.				
	Gas Type	X	Please call	Please call	=
	Equipment/Material	X	Please call	Please call	=
	Quoted price will include rental price of bottle and delivery/pickup labor. Daily removal labor may apply.				

Ramps over utility lines in a booth are provided on a time and material basis. A minimum of one half (1/2) hour additional labor charge will apply to lay lines under the carpet. A minimum of one half (1/2) hour labor will apply to remove lines. Please attach floor plan with order to show location of lines.

Cancellation Policy: Cancellations received before Monday 10/3/22 will be refunded at 100%. Cancellations received after 10/16/22 will be billed at 100%. Please refer to the Terms and Conditions for additional information.

ADDITIONAL INFORMATION

An air and water floor plan must be provided with this order.
See page 7/8.

____ Attached
____ To Follow *(Must be received by Disc. Deadline for Advance Rate)*
____ Standard Location

CALCULATING YOUR TOTAL

Service Subtotal _____
Outlet Labor Hookup Fees Subtotal _____
(Transfer Subtotals to page 6/8.)

Exhibiting Company: _____

Print Name: _____

Authorizer's Signature: _____

Booth Number: _____

Date: _____



5931 Campus Circle Drive West
Irving, Texas 75063
Phone: (972) 751-9400
Email: pack.expo@packexposervices.c
www.packexpo.com

Each outlet ordered requires a hookup labor charge. Please include this item when submitting your order.

Plumbing Labor

Discount Deadline:
September 7, 2022

***Each outlet ordered requires a hookup labor charge. Please include this item when submitting your order.**

Pricing Includes: Initial (1st) Floor or Overhead service outlet, 100' of 1/4" to 1" (standard) hose (Air, Water, Drain, and Gas), lift (scissor or condor to bring in service from overhead), labor for initial location as determined by floor plan submitted, minimum CFM's.

Pricing Excludes: Ramping which is time and material cost, any applicable fees or taxes, any above and beyond the normal requests for hardware, specific brand products, pressure regulator valve installations and or major equipment/machinery retro fitting and assembly. Any and all work requested to be done on OT or DT Schedules or any floor or booth work scheduled outside of the outlet service scope of work. This will be done at the published hourly labor rates and thus noted on change order or supplemental work tickets which will be signed by the exhibitor(s) as the work is performed and completed.

Estimated* Date and Start Time for Hookup Labor: _____

***All Hookup Labor is on a Will Call basis. Check in at an Exhibitor Service Desk 24-hours prior to verify Hookup time.**

		Qty	Standard Rate per Unit	Total
8 Labor Rates (Discount Rates Do Not Apply to Labor)	(Tax not applicable.)			
	Plumbing Labor (Floor) - ST	X	\$ 125.95	=
	Plumbing Labor (Floor) - OT	X	\$ 181.55	=
	Plumbing Labor (Floor) - DT	X	\$ 253.05	=
	Plumbing Labor (Condor and Crew) - ST	X	\$ 610.20	=
	Plumbing Labor (Condor and Crew) - OT	X	\$1,020.65	=
	Plumbing Labor (Condor and Crew) - DT	X	\$1,020.65	=
	Straight Time: Monday - Friday, 8:00 am - 4:30 pm			
Overtime: Monday - Friday, 4:30 pm - 8:00 am; Saturday, 8:00 am - 4:30 pm				
Double Time: Saturday before 8:00 am and after 4:30 pm; Sunday and Holidays				
<input type="checkbox"/> Okay to Proceed.				
<input type="checkbox"/> Wait for Exhibitor - Onsite Contact Name & Cell # _____				

Procedure	Date	Start	End	# of Laborers	# of Hrs.	Total Labor Hrs.	Rate	Amount
Installation								
Dismantle								

Ramps over utility lines in a booth are provided on a time and material basis. A minimum of one half (1/2) hour additional labor charge will apply to lay lines under the carpet. A minimum of one half (1/2) hour labor will apply to remove lines. Please attach floor plan with order to show location of lines.

Cancellation Policy: Cancellations received before Monday 10/3/22 will be refunded at 100%. Cancellations received after 10/16/22 will be billed at 100%. Please refer to the Terms and Conditions for additional information.

ADDITIONAL INFORMATION	CALCULATING YOUR TOTAL
An air and water floor plan must be provided with this order. See page 7/8. ____ Attached ____ To Follow <i>(Must be received by Disc. Deadline for Advance Rate)</i> ____ Standard Location ____	Service Subtotal from pages 2-4/8 _____ Add 9% Rental Tax on Equipment & Materials _____ Outlet Hookup Labor Fee from All Pages _____ Late Floorplan Fee (received after 10/3/22) \$500.00 *See page 1/8 for requirements Total _____

Exhibiting Company: _____

Booth Number: _____

Print Name: _____

Date: _____

Authorizer's Signature: _____



5931 Campus Circle Drive West
Irving, Texas 75063
Phone: (972) 751-9400
Email: pack.expo@packexposervices.com
www.packexpo.com



October 23-26, 2022
McCormick Place
Chicago, Illinois USA

Air and Water Floor Plan Template

Discount Deadline:
September 7, 2022

Onsite Contact Information
Name: _____
Email: _____
Cell Number: _____

Using the legend below, please complete this form for all utility services you order. A change of location on an installed or partially installed utility service may result in additional costs to you. If you are submitting your own detailed drawing, please be sure to include the following items:

- Location, Type and Size of the primary connection**—Plumbing needs to be distributed from one location. It is recommended that this location be placed in a closet, under a table/desk or in another location that keeps it out of sight. Please provide specific dimensions.
- Location, Type and Size of all secondary connections**—Provide specific dimensions. *Please do not simply place an X where a connection is required.*
- Booth orientation**—Please provide surrounding aisle and/or booth numbers, particularly for Island booths. Try to orient your booth to the overall floor plan so that the diagram does not have to be rotated.

Aisle or Booth # _____ (Back of Booth)

Adjacent
Booth #

Adjacent
Booth #

Feet
Back

	1	2	3	4	5	6	7	8	9	10	11	12	13	14	15	16	17	18	19	20	
20																					20
19																					19
18																					18
17																					17
16																					16
15																					15
14																					14
13																					13
12																					12
11																					11
10																					10
9																					9
8																					8
7																					7
6																					6
5																					5
4																					4
3																					3
2																					2
1																					1
0	1	2	3	4	5	6	7	8	9	10	11	12	13	14	15	16	17	18	19	20	

Aisle # _____ (Front of Booth)

Feet
Over

COMMENTS

PLUMBING

☐ CAL COMPRESSED AIR LINE (Diameter in inches)

☐ WL WATER LINE (Diameter in inches)

☐ DL DRAIN LINE (Diameter in inches)

Exhibiting Company: _____

Booth Number: _____